





Ordering Big Eat Pizza (Only available for Carry Out)

1. Click on the Order Online button.
2. Sign in to your account and choose **Pick-Up**.

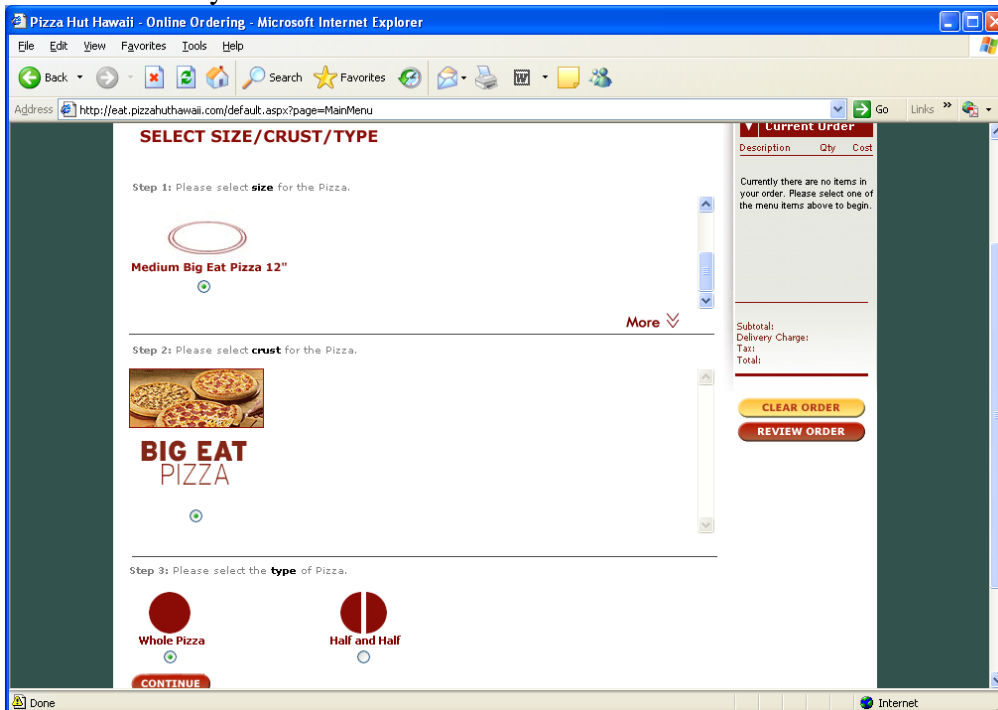


3. Continue by choosing your pick-up location.

4. Click on the Pizza Tab. Use the blue down arrow in the first step (Step 1: Size) and scroll until you see Medium Big Eat Pizza 12". Click on that option.

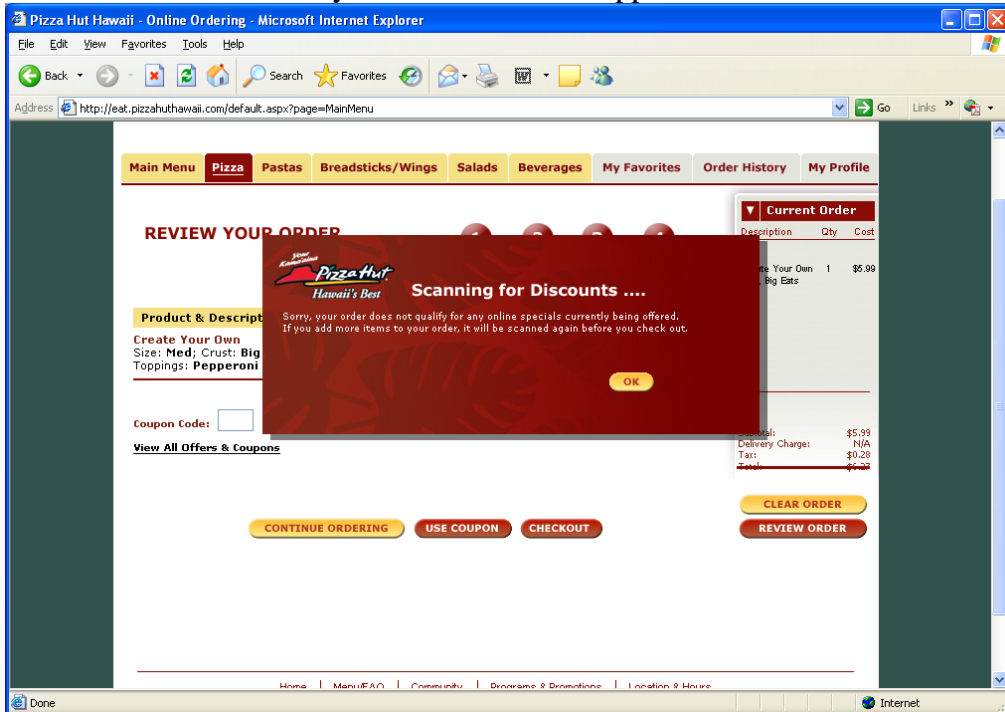


5. The Big Eat Pizza image will appear in step 2. Steps 2 and 3 will already be pre-selected for you. Click on **Continue**.

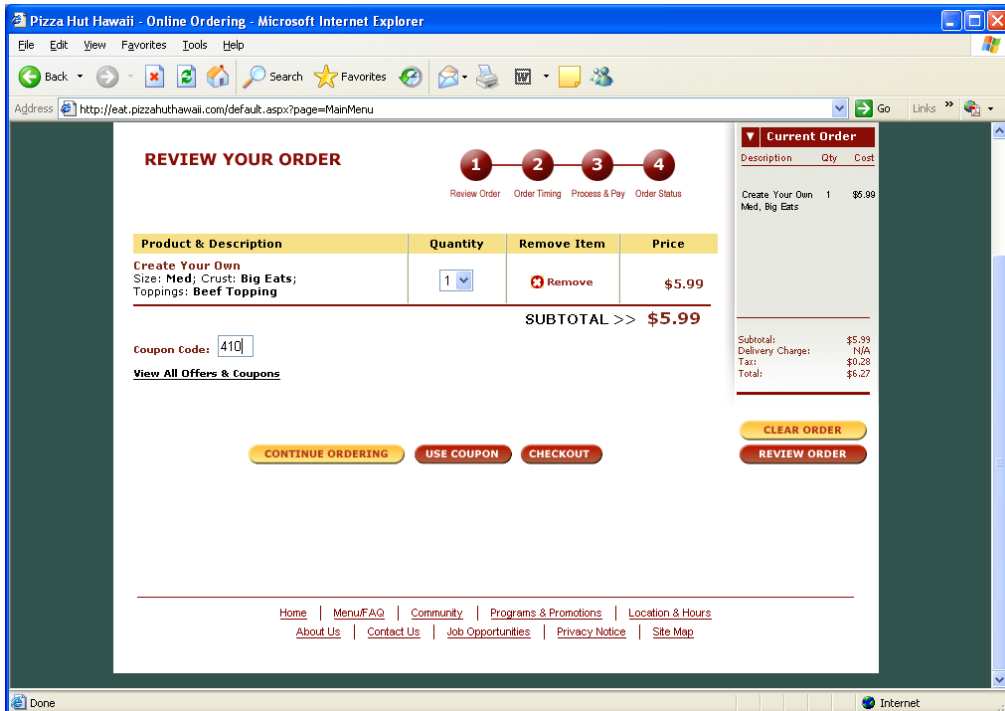


6. Continue with your order by choosing 1 topping. There will be an additional charge for each additional topping. Click on **Finish/Checkout** button when you are done ordering.

7. A red box might appear when reviewing your order letting you know if your order applies to any discounts. Click **cancel** if the offer you are looking for is not listed. Click **ok** if it informs you that no discount applies.



8. You may either click on **View All Offers & Coupons** and choose the appropriate coupon or simply enter **410** in the coupon code box. Click on the **Use Coupon** button.



9. Continue with your check out process.